



2020

# Residential and Service

## Michaud quality in housing

Catalogue  
Residential and Service

**MICHAUD**



# 60 YEARS EXPERTISE


**M**ICHAUD is a French industrial group specialised in energy distribution networks for more than 60 years.

MICHAUD Export, subsidiary dedicated to international markets, develops and sells solutions according to applicable standards thanks to its know-how as well as its relationships with local users.

-  60 Million €
-  + 70 countries
-  70 protected innovations yearly
-  10 locations
-  + 250 employees
-  + 8 000 references
-  10 million € stock value
-  20 million products leaving factories yearly

## PRESCRIPTION & DIAGNOSIS

A strong market understanding and a recognised technical knowledge to serve your projects in order to propose suitable solutions.



## INNOVATION & QUALITY

Investing near 8% of the turnover in R&D, we develop tomorrow's solutions and guarantee quality and reliability of products thanks to a COFRAC and ASEFA accredited and independent test laboratory (accreditation n°1-0579 / [www.cofrac.fr](http://www.cofrac.fr)).



## FITTERS TRAINING

As preferred technical partner, we encourage learning and knowledge transmission together with product commercialisation.



# SUMMARY

Housing	p. 4
Accessories and consumables	p. 6
Earth system	p. 10
Multimedia network	p. 16
Toolings and installation	p. 18
LV network	p. 26

## PRODUCTS BRANDS

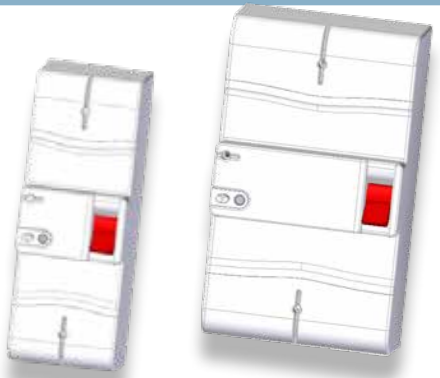
**MICHAUD**  
HABITAT ET RÉSEAU ÉLECTRIQUE

**MIPROTEC**  
PROTECTION ET INSTALLATION



## Housing

### Modular cabinets



Three phases version

Single phase version

Code	Designation	Sales Unit
F706-5-15	SINGLE PHASE DIFFERENTIAL CIRCUIT BREAKER 5/15A	1
F706-10-30	SINGLE PHASE DIFFERENTIAL CIRCUIT BREAKER 10/30A	1
F707	SINGLE PHASE DIFFERENTIAL CIRCUIT BREAKER 30/60A	1
F708	THREE PHASES DIFFERENTIAL CIRCUIT BREAKER 10/30A	1
F709	THREE PHASES DIFFERENTIAL CIRCUIT BREAKER 30/60A	1

### Modular cabinets

#### Modular cabinets on-Wall and integrated



U630

U637

Code	Designation	Sales Unit
U630	DISTRIBUTION BOX WALL MOUNTED - 1 MODULE	140
U631	DISTRIBUTION BOX WALL MOUNTED - 2 MODULES	100
U632	DISTRIBUTION BOX WALL MOUNTED - 4 MODULES	56
U633	DISTRIBUTION BOX WALL MOUNTED - 8 MODULES	28
U635	DISTRIBUTION BOX WALL RECESSED - 8 MODULES (1 ROW)	20
U636	DISTRIBUTION BOX WALL RECESSED - 12 MODULES (1 ROW)	12
U637	DISTRIBUTION BOX WALL RECESSED - 24 MODULES (2 ROWS)	10
U638	DISTRIBUTION BOX WALL RECESSED - 36 MODULES (3 ROWS)	10

### Additional distributor

Code	Designation	Sales Unit
K540	FLOOR SUPPLY BOX	20
K541	FUSE HOLDER 14X51	20
K542	FLOOR SUPPLY BOX FUSE HOLDER 22X58	20
K545	TRIPLE NEUTRAL WITH CONNECTOR ARM	20



K540



K545



K541


### Cutout cabinets



30A

U605

✓ Mono and tetra version



60A

✓ Mono and tetra version

U607

Code	Designation	Sales Unit
U605	CUTOUT BOX 14x51 MONO SERVICE 30A	1
U606	CUTOUT BOX 14x51 TETRA SERVICE 30A	1
U607	CUTOUT BOX MONO SERVICE 60A	30
U608	CUTOUT BOX TETRA SERVICE 60A	18

### Fuse cartridge

Code	Designation	Sales Unit
U615	FUSE CARTRIDGE 14x51 AD 15A	10
U616	FUSE CARTRIDGE 14x51 AD 30A	10
U617	FUSE CARTRIDGE 14x51 AD 45A	10
U621	NEUTRAL TUBE 14x51	10
U610	FUSE CARTRIDGE 22x58 AD 15A	10
U611	FUSE CARTRIDGE 22x58 AD 30A	10
U612	FUSE CARTRIDGE 22x58 AD 45A	10
U613	FUSE CARTRIDGE 22x58 AD 60A	10
U614	FUSE CARTRIDGE 22x58 AD 90A	10
U622	NEUTRAL TUBE 22x58	10
U259	FUSE NH2 250A	3
U260	FUSE NH2 400A	3
U261	FUSE NH2 315A	5
P238	SIZE 2 NEUTRAL BLADE 115mm	1



14x51



22x58




NH2

### Switches / Circuit-breakers

#### MOD : MICHAUD HOME DEVICE

Certified



Q532

Q543

Code	Designation	Sales Unit
Q53X	CIRCUIT BREAKER P+N (From 2 to 32A)	10
Q540	DIFFERENTIAL SWITCH BIPOLAR 30mA TYPE AC 25A	1
Q541	DIFFERENTIAL SWITCH BIPOLAR 30mA TYPE AC 40A	1
Q542	DIFFERENTIAL SWITCH BIPOLAR 30mA TYPE AC 63A	1
Q543	DIFFERENTIAL SWITCH BIPOLAR 30mA TYPE A 40A	1
Q544	DIFFERENTIAL SWITCH BIPOLAR 30mA TYPE A 63A	1

## Synthetic cable tie



Code	Designation	Diameter grip capacity		Sales Unit
		MAX	MIN	
F002	CABLE TIE 9x180mm (bag of 100)	44	10	1
F003	CABLE TIE 9x265mm (bag of 100)	62	26	1
F004	CABLE TIE 9x360mm (bag of 100)	92	26	1
F005	CABLE TIE 9x500mm (bag of 100)	140	74	1
F006	CABLE TIE 9x750mm (bag of 100)	220	74	1
F012	TIE FOR IRO (bag of 100)			1
F013	IMPLEMENTATION TOOL FOR TIE			1
F032	BAC TIE - CPBF (bag of 100)			1
F040	WALL TYPE STRAP SUPPORT WITH BRACKET TO STRIKE (100 pieces)			1
F041	WALL TYPE STRAP SUPPORT ATTACHED BY SCREW (100 pieces)			1

Available in stainless steel



Available in other dimensions

## Tubular lugs



Tinned Copper

Code	Designation	Sales Unit
U745	TUBULAR LUG 16 <sup>2</sup>	100
U746	TUBULAR LUG 25 <sup>2</sup>	100
U747	TUBULAR LUG 35 <sup>2</sup>	100
U748	TUBULAR LUG 50 <sup>2</sup>	100
U749	TUBULAR LUG 70 <sup>2</sup>	100
U750	TUBULAR LUG 95 <sup>2</sup>	100
U751	TUBULAR LUG 120 <sup>2</sup>	100

Available in other dimensions

Different bores are available

## Heat-shrinkable material



### Heat-shrinkable end cap

Code	Designation	Section (mm <sup>2</sup> )	Opened diameter (mm <sup>2</sup> )	Sales Unit
F110	HEAT SHRINKABLE END CAP CRB 10-25	10 to 25	4 to 8	50
F111	HEAT SHRINKABLE END CAP CRR 16-70	16 to 70	8 to 17	50
F112	HEAT SHRINKABLE END CAP CRR 150	150	15 to 30	10

### Heat-shrinkable end

Code	Designation	Section (mm <sup>2</sup> )	Number of conductors	Sales Unit
F100	HEAT SHRINKABLE END E2R 10-35	10 to 35	2	20
F101	HEAT SHRINKABLE END E4R 10-35	10 to 35	4	20
F102	HEAT SHRINKABLE END E4R 50-150	50 to 150	4	20
F103	HEAT SHRINKABLE END E4R 240	240	4	20

### Heat-shrinkable sheath

Code	Designation	Section (mm <sup>2</sup> )	Covered diameter (mm <sup>2</sup> )	Sales Unit
F120	HEAT SHRINKABLE SHEATH GR 10-35 (10m)	10 to 35	3 to 10	1
F121	HEAT SHRINKABLE SHEATH GR 50-150 (10m)	50 to 150	8 to 25	8
F122	HEAT SHRINKABLE SHEATH GR 240 (10)	240	12 to 35	1



Warning grille


Several colors are available

- Telecommunication
- Water
- LV and HV network
- Gas



Code	Designation	Sales Unit
F860	WARNING GRILLE 0.1m (300m ROLL)	1
F861	WARNING GRILLE 0.2m (100m ROLL)	1
F862	WARNING GRILLE 0.3m (100m ROLL)	1

Safety barrier



F864

**F864**  
**SAFETY BARRIER**  
 Length (m) : 50  
 Height (m) : 1  
 Color : Orange  
 Weight (g/m<sup>2</sup>) : 90  
 Sales unit : 1

Consult us



Warning tape

**F865**  
**WARNING TAPE RED/WHITE**  
 Length (m) : 100  
 Height (m) : 70  
 Thickness (mm) : 0.050  
 Sales unit : 1



F865

Gaine IRO


**U339**

**IRO TUBE**

External diameter (mm) : from 16 to 63  
 Bars length (m) : 3  
 Sales unit : Consult us

U339 tubes are delivered with the junction sleeves of the same diameter.

Accessories



U340

U342

U343

U344

U341

Junction sleeve

«T» sleeve

Bent

Fixing support

Linking sleeve

Corrugated tube

Code	Designation	Tolerance	Minimal internal diameter (mm)	Bending radius (mm)	Sales Unit
F140-2312	RINGED TUBE DIAMETER 16 (100m)	0 / -0.3	10.7	48	1
F141-2312	RINGED TUBE DIAMETER 20 (100m)	0 / -0.3	14.1	60	1
F142-2312	RINGED TUBE DIAMETER 25 (50m)	0 / -0.4	18.3	75	1
F143-2312	RINGED TUBE DIAMETER 32 (50m)	0 / -0.4	24.3	96	1
F144-2312	RINGED TUBE DIAMETER 40 (50m)	0 / -0.4	31.2	160	1

Available in larger diameters (until 200mm)

TPC sheath

**U345**

**TPC SHEATH DRUM**

Available diameter (mm) : from 40 to 200  
 Length (m) : 25 to 50 according to diameter  
 Sales Unit : 10 drums

Consult us



Accessories



U347

U348

U349

U345

*Copper bonded steel rod*

**Copper coating 50µm**

Code	Designation	Nominal diameter (mm)	Real diameter (mm)	Length (m)	Sales Unit
F226	EARTH ROD COPPER 50µm L=1m DIAM 14	16	14	1	10
F244	EARTH ROD COPPER 50µm L=1.5m DIAM 14	16	14	1.5	10
F245	EARTH ROD COPPER 50µm L=2m DIAM 14	16	14	2	10

**Copper coating 254µm**

Code	Designation	Nominal diameter (mm)	Real diameter (mm)	Length (m)	Sales Unit
U206	EARTH ROD COPPER 254µm L = 1m DIAM 14	16	14	1	10
F249	EARTH ROD COPPER 254µm L=1.5m DIAM 14	16	14	1.5	10
F227	EARTH ROD COPPER 254µm L=2m DIAM14	16	14	2	10

F229



F238



F234


Code	Designation	Nominal rod diameter (mm)	Sales Unit
F229	DRIVING SPIKE FOR ROD DIAM 12.7 + 14 UNTHREADED	14 - 16	10
F238	DRIVING HEAD FOR ROD DIAM 12.7 + 14 UNTHREADED	14 - 16	10
F234	CONNECTION CLAMP FOR ROD	12.7 + 14	50

*Galvanised steel rods*

**U195**  
Full profile



**U199**  
Tubular profile



Code	Designation	Diameter (mm)	Profile	Length (m)	Sales Unit
U195	EARTH ROD GALVA L=1m DIAM 16	16	Full	1	10
U196	EARTH ROD GALVA L=1.5m DIAM 16	16	Full	1.5	10
U197	EARTH ROD GALVA L=2m DIAM 16	16	Full	2	10
U198	EARTH ROD GALVA L=1.5m DIAM 50x50x3	50x50x3	Cross-shaped	1.5	10
U199	EARTH ROD GALVA L=1m DIAM 25	25	Tubular	1	10
U200	EARTH ROD GALVA L=1,5m DIAM 25	25	Tubular	1.5	10
U201	EARTH ROD GALVA L=2m DIAM 25	25	Tubular	2	10

Available in stainless steel

Available with threaded ends



Other dimensions are available

Consult us



Connection clamp

Copper coated earth rod

Bare copper cable

Copper coated steel strap



Cables and straps

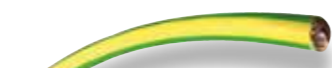
**Bare copper cable**



Code	Designation	Section (mm <sup>2</sup> )	Number of strands	Strand diameter (mm)
U051	BARE COPPER CABLE 16mm <sup>2</sup> (DRUM 500m)	16	7	1.69
U052	BARE COPPER CABLE 25mm <sup>2</sup> (DRUM 500m)	25	7	2.12
U053	BARE COPPER CABLE 29mm <sup>2</sup> (DRUM 500m)	29	19	1.40
U054	BARE COPPER CABLE 35mm <sup>2</sup> (DRUM 500m)	35	7	2.50
U055	BARE COPPER CABLE 50mm <sup>2</sup> (DRUM 500m)	50	19	1.78
U057	BARE COPPER CABLE 95mm <sup>2</sup> (DRUM 500m)	95	19	2.50

Other dimensions are available

**Insulated copper cable**




Code	Designation	Section (mm <sup>2</sup> )	Number of strands	Strand diameter (mm)
U065	INSULATED COPPER CABLE 16mm <sup>2</sup> (DRUM 500m)	16	7	1.69
U066	INSULATED COPPER CABLE 25mm <sup>2</sup> (DRUM 500m)	25	7	2.12
U068	INSULATED COPPER CABLE 35mm <sup>2</sup> (DRUM 500m)	35	7	2.50
U069	INSULATED COPPER CABLE 50mm <sup>2</sup> (DRUM 500m)	50	19	1.78
U071	INSULATED COPPER CABLE 95mm <sup>2</sup> (DRUM 500m)	95	19	2.50

Other dimensions are available

**Strap**

**U080**

**COPPER COATED STEEL STRAP 20x3**  
 Section (mm<sup>2</sup>) : 60  
 Width (mm) : 20  
 Thickness (mm) : 3  
 Length (m) : 60



Other dimensions are available


**U094**

**TINNED COPPER COATED STEEL STRAP 30x2**  
 Section (mm<sup>2</sup>) : 60  
 Width (mm) : 30  
 Thickness (mm) : 2  
 Length (m) : 50

Copper trolley

**U095-6**

**COPPER TROLLEY**  
 Diameter (mm) : 6  
 Length (m) : 3




Consult us

Other dimensions are available



Earth tester

Measure by the 3 rods (3R) method



**F439**

**Earth tester**  
 Measure range (Ω) : 0 to 2k  
 Measure current : Constant 2mA @ 820Hz  
 Dimensions (mm) : 205x90x55  
 Sales unit : 1



*Jumper clamp*

Brass



U020

Code	Designation	Main conductor (mm <sup>2</sup> )	Tap conductor (mm <sup>2</sup> )	Sales Unit
U020	JUMPER CLAMP 6-16mm <sup>2</sup>	6-16	6-16	100
U021	JUMPER CLAMP 10-50mm <sup>2</sup>	10-50	10-50	100
U022	JUMPER CLAMP 50-70mm <sup>2</sup>	50-70	50-70	10
U023	JUMPER CLAMP 70-95mm <sup>2</sup>	70-95	70-95	10
U024	JUMPER CLAMP 95-150mm <sup>2</sup>	95-150	95-150	10



Implementation

«C» shape connector

Copper




U009

Code	Designation	Main conductor (mm <sup>2</sup> )	Tap conductor (mm <sup>2</sup> )	Weight (kg)	Sales Unit
U003	C CONNECTOR 25-6	10-25	4-6	0.012	50
U004	C CONNECTOR 25-10	16-25	4-10	0.012	50
U005	C CONNECTOR 25-25	16-25	16-25	0.017	50
U006	C CONNECTOR 35-25	35	4-25	0.017	25
U007	C CONNECTOR 35-35	35	16-35	0.034	25
U008	C CONNECTOR 70-35	50-70	4-35	0.034	25
U009	C CONNECTOR 70-70	50-70	35-70	0.034	10
U010	C CONNECTOR 95-35	70-95	16-35	0.072	10
U011	C CONNECTOR 95-35	70-95	35-70	0.072	10
U012	C CONNECTOR 95-95	95	95	0.131	10


*Copper connector*

Implementation



L260


**COPPER CONNECTOR 10-70 SF + SH**  
Main conductor (mm<sup>2</sup>) : 10-70  
Tap conductor (mm<sup>2</sup>) : 10-70  
Sales unit : 50



Copper

*Ground cutting blade*

U036



Code	Designation	Conductor section min (mm <sup>2</sup> )	Conductor section max (mm <sup>2</sup> )	Sales Unit
U035	HIGH GROUND CUTTING BLADE	16	35	3
U036	LOW GROUND CUTTING BLADE	16	35	3

U035

*Earth system disconnection kit*

U031

**EARTH SYSTEM DISCONNECTION KIT 25-29**  
Conductor min (mm<sup>2</sup>) : 25  
Conductor max (mm<sup>2</sup>) : 29  
Weight (kg) : 0.060  
Sales unit : 10

Tinned copper





## Multimedia network

### Cables and VDI cords

Code	Designation	Sales Unit
U900	CABLE CAT 6 FTP LSZH PREMIUM / DRUM 500m*	1
U900-A	CABLE CAT 6A SFTP LSZH PREMIUM / DRUM 500m	1
U903	CABLE CAT 5 FTP LSZH / DRUM 500m	1
Q165	SET OF 5 FLAT CORDS RJ45 FTP LENGTH 0.2m	1
Q166	SET OF 5 FLAT CORDS RJ45 FTP LENGTH 0.5m	1
Q167	SET OF 5 FLAT CORDS RJ45 FTP LENGTH 1m	1



**U900**  
\*White by default, other colors are available



**Q165**



**Q912**

### VDI patch panel

**RANGE UNDER CONSTRUCTION  
COMING SOON**



### Accessories

Code	Designation	Sales Unit
U909	FIXING SCREW FOR PATCH PANEL (BAG OF 25 PCS)	1
Q295	MULTIPAIR CABLE STRIPPER	1




### Sockets and VDI panels

Code	Designation	Sales Unit
U906	RJ45 CAT 6 CORE FTP	100
U907	RJ45 PLASTRON 45x45	100
U908	RJ45 CAT 6 SOCKET FTP 2 MODULES (CORE + PLASTRON)	100
U910	24 PORTS PATCHPANELS + 24 PLUGS RJ45 CAT 6 FTP	10

**U910**



**U908**



**MICHAUD, MAJOR FRENCH PLAYER IN THE COMMUNICATION BOARD**

### Coaxial cable

**U970**  
**INDEPENDENT CABLE 75 PVC COPPER**

Roll (m) : 500  
Weight (kg) : 22  
Sales unit : 1



For more information, please consult the Michaud France catalogue



or visit our site:  
[www.michaud.fr](http://www.michaud.fr)



## Gloves



U833-1

Code	Designation	Sales Unit
U820-10	INSULATING GLOVES CLASS 00 (500V) - CAT AC	1
U821-10	INSULATING GLOVES CLASS 0 (1 000V) - CAT AC	1
U822-10	INSULATING GLOVES CLASS 1 (7 500V) - CAT AC	1
U823-10	INSULATING GLOVES CLASS 2 (17 000V) - CAT AC	1
U824-10	INSULATING GLOVES CLASS 3 (26 500V) - CAT AC	1
U825-10	INSULATING GLOVES CLASS 4 (36 000V) - CAT AC	1
U833-1	PROTECTIVE NITRILE GLOVES	1
U833-2	PROTECTIVE LEATHER GLOVES	1
U819-1	GLOVES TESTER - PUMP DEVICE	1
U819-2	GLOVES TESTER - PORTABLE INFLATOR	1
F081	HANDLING LEATHER GLOVES	1




31



U833-2



U819-1



U819-2

## Helmets



U830-1

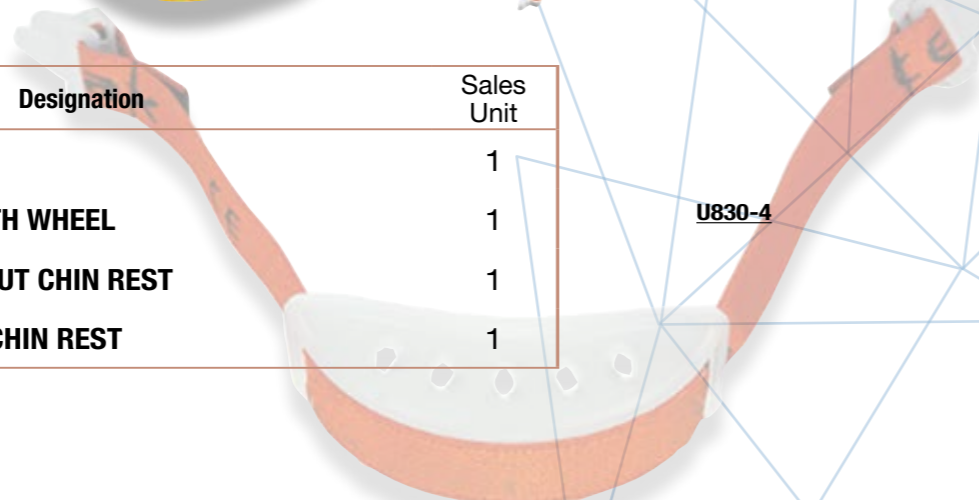


U830-2

Code	Designation	Sales Unit
U830-1	BASIC HELMET	1
U830-2	HELMET WITH TOOTH WHEEL	1
U830-3	CHIN STRAP WITHOUT CHIN REST	1
U830-4	CHIN STRAP WITH CHIN REST	1



U830-3



U830-4

## Masks




U832-1

Code	Designation	Sales Unit
U832-1	FILTERING HALF MASK WITHOUT VALVE - FFP1	1
U832-2	FILTERING HALF MASK WITH VALVE - FFP1	1



U832-2

## Glasses and shields



U831-1



U831-2

Code	Designation	Sales Unit
U831-1	PROTECTION GLASSES	12
U831-2	PROTECTION GLASSES TINTED - UV FILTER	12
U831-3	PROTECTION OVER GLASSES	1
U831-4	PROTECTION MASK	1
U831-5	FACE SHIELD - IMPACT PROTECTION	1
U831-6	FACE SHIELD - ELECTRIC ARC PROTECTION	1

U831-6



U831-5

U831-4



U831-3

## Shoes



U826



U827



U828

Code	Designation	Protection classes	Sales Unit
U826	HIGH SAFETY SHOES - DIELECTRIC PROTECTION	SB	1
U827	SHORT SAFETY SHOES - DIELECTRIC PROTECTION	SB	1
U828	HIGH SAFETY SHOES - MECHANICAL PROTECTION	S2	1
U829	SHORT SAFETY SHOES - MECHANICAL PROTECTION	S2	1

U829



✓ Sizes from 39 to 46

## Harnesses



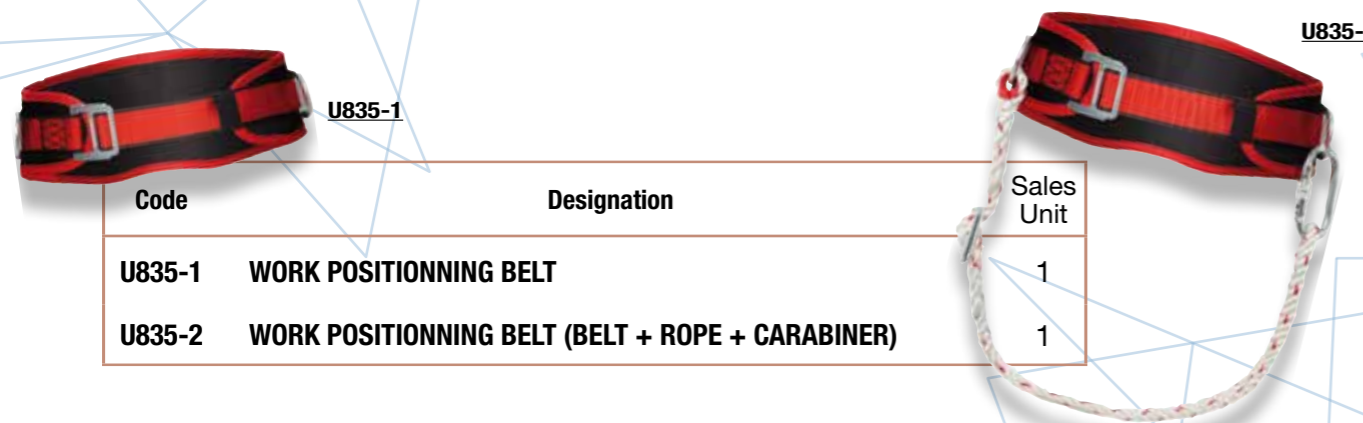
Code	Designation	Sales Unit
U834-2	HARNES 1 ANCHORING POINT	1
U834-3	HARNES 2 ANCHORING POINTS	1
U834-4	HARNES 4 ANCHORING POINTS	1
U834-5	HARNES 2 ANCHORING POINTS + DIELECTRIC	1
U834-6	WAIST HARNES	1

## Ropes and tethers



Code	Designation	Sales Unit
U836-1	POLYAMIDE ROPE - 10 METERS	1
U836-2	POLYAMIDE ROPE - 20 METERS	1
U837-1	Y TETHER WITH CARABINERS AND ENERGY ABSORBER	1
U837-2	SIMPLE TETHER WITH CARABINERS AND ENERGY ABSORBER	1
U837-3	SIMPLE TETHER WITH CARABINERS AND ENERGY ABSORBER - DIELECTRIC	1
U837-4	Y TETHER WITH CARABINERS	1
U837-5	SIMPLE TETHER WITH CARABINERS	1
U837-6	SIMPLE TETHER	1
U837-7	SIMPLE ADJUSTABLE TETHER	1
U837-8	SIMPLE ADJUSTABLE TETHER WITH CARABINERS - DIELECTRIC	1

## Belts



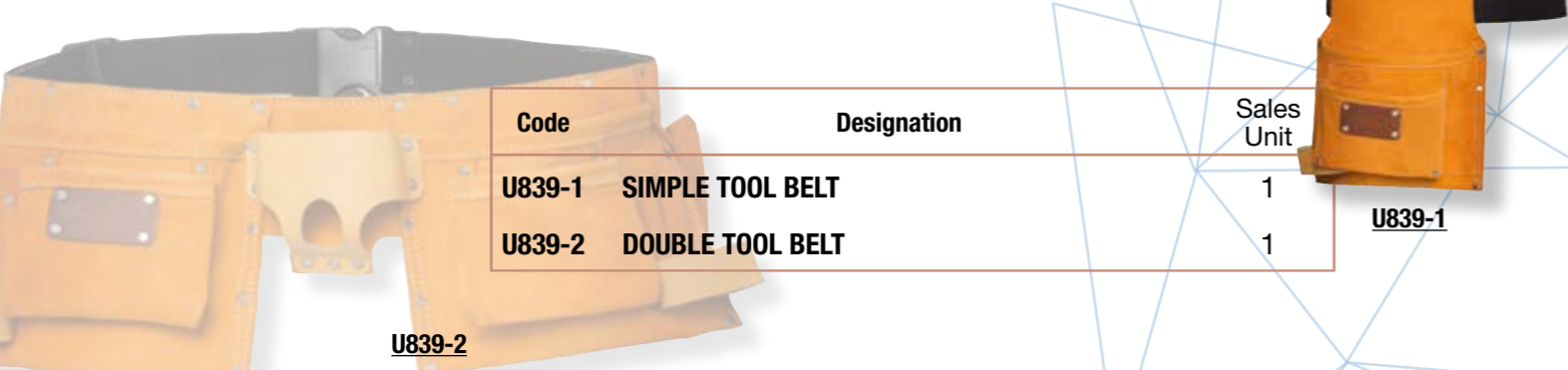
Code	Designation	Sales Unit
U835-1	WORK POSITIONNING BELT	1
U835-2	WORK POSITIONNING BELT (BELT + ROPE + CARABINER)	1

## Accessories



Code	Designation	Sales Unit
U836-3	GUIDED TYPE FALL ARRESTERS	1
U836-4	CARABINER	1
U838-1	TIE-OFF	1
U838-2	TIE-OFF - DIELECTRIC	1
U838-3	ANCHORING POINT	1
U838-4	HANGING RING	1


## Tool belts




Code	Designation	Sales Unit
U839-1	SIMPLE TOOL BELT	1
U839-2	DOUBLE TOOL BELT	1

## Insulating ladder

Code	Designation	Sales Unit
U841-3	INSULATING LADDER 3m	1
U841-3.5	INSULATING LADDER 3.5m	1
U841-4	INSULATING LADDER 4m	1
U841-4.5	INSULATING LADDER 4.5m	1
U841-5	INSULATING LADDER 5m	1
U841-6	INSULATING LADDER 6m	1



## Wire-strainer



Code	Designation	SWL (kg)	Ø cable or Ø wire to pull (mm)	Lever's two way distance (mm)	Comealong type	Sales Unit
U353	WIRE-STRAINER (400kg)	400	from 5 to 8	65	G. 2	1
U351	WIRE-STRAINER (600Kg)	600	from 7 to 15	75	G. 3	1
U352	WIRE-STRAINER (800kg)	800	from 14 to 18	90	G. 4	1

## Insulating mat

Code	Designation	Working alternative volatge (V)	Sales Unit
U840-0	INSULATING MAT CLASS 0 - 1x1m	1 000	1
U840-1	INSULATING MAT CLASS 1 - 1x1m	7 500	1
U840-2	INSULATING MAT CLASS 2 - 1x1m	17 000	1
U840-3	INSULATING MAT CLASS 3 - 1x1m	26 500	1
U840-4	INSULATING MAT CLASS 4 - 1x1m	36 000	1




## Pole climbers



Code	Designation	Sales Unit
F448 - 20	WOODEN POLE CLIMBERS 6 PEAKS DIAM 20cm	1
F448 - 25	WOODEN POLE CLIMBERS 6 PEAKS DIAM 25cm	1
F448 - 30	WOODEN POLE CLIMBERS 6 PEAKS DIAM 30cm	1
F448 - 35	WOODEN POLE CLIMBERS 6 PEAKS DIAM 35cm	1
F495	CONCRETE POLE CLIMBERS AUTOMATIC TIGHTENING 120-450mm	1
F496	STEEL POLE CLIMBERS AJUSTABLES 5/20mm	1

## Pulley for aerial bundled conductors

Code	Designation	Pulley width (mm)	Operating load (dAN)	Sales Unit
F240	PULLEY WITH STRAP	60	800	1
F241	PULLEY WITH HOOK	60	800	1



## Wrenches and keys

Code	Designation	Sales Unit
F445	INSULATED RATCHET WRENCH HEXAGONAL 13/17mm	1
U814-1	MONKEY WRENCH 10" 1000V	1
U814-2	MONKEY WRENCH 12" 1000V	1
U814-3	SET OF 10 SPHERICAL HEAD HEX KEYS	1

## Screwdrivers

Code	Designation	Sales Unit
U815-1	SET OF 6 SCREWDRIVERS 1000V	1
U815-2	SET OF 6 SCREWDRIVERS	1
U815-3	SET OF 7 SCREWDRIVERS TORX	1

Sets of 5, 17, 26, 31 et 37 pieces are available. Consult us.

## Pliers

Code	Designation	Sales Unit
U810-1	UNIVERSAL PLIER = 165mm 1000V	1
U810-2	UNIVERSAL PLIER L= 180mm 1000V	1
U810-3	UNIVERSAL PLIER L= 200mm 1000V	1
U810-4	UNIVERSAL PLIER L= 210mm 1000V	1
U810-5	PHONE PLIER 1000V	1
U810-6	CURVED PHONE PLIER 1000V	1
U810-7	DIAGONAL CUTTING PLIER 1000V	1
U810-8	STRENGTHENED CUTTING PLIER 1000V	1
U810-9	STRIPPING PLIER 1000V	1
U810-10	PLIER FOR INSULATED TERMINALS	1
U810-11	WATER PUMP PLIER	1
U810-12	SET OF 3 PLIERS 1000V	1

## Cutting tools

Code	Designation	Sales Unit
U811-1	CABLE CUTTER 1000V	1
U811-2	CABLE CUTTER WITH PAWL DIAM 32 1000V	1
U811-3	CABLE CUTTER WITH PAWL DIAM 52 1000V	1
U811-4	CABLE CUTTER WITH PAWL DIAM 70 1000V	1
U811-5	BIG BREACH SCISSORS 1000V	1
U811-6	ANGLED KNIFE 1000V	1
U811-7	CUTTING PLIER FOR PLASTIC SADDLES	1
U811-8	PLASTIC PIPE CUTTER 1000V	1

## Measuring devices

Code	Designation	Sales Unit
U813-1	DIGITAL MULTIMETER	1
U813-2	CLAMP AMMETER	1
U813-3	DIGITAL TESTER 220V	1

Twisted aluminum cable



Code	Designation
U312	TWISTED ALU CABLE METER 2x25mm <sup>2</sup>
U313	TWISTED ALU CABLE METER 4x25mm <sup>2</sup>

The minimum sales unit is **1000m**  
then by step of **100m**  
(Tolerance ± 5%)

Network accessories

Connectors



L227



K232



L256




L356

Code	Designation	Sales Unit
K232	CONNECTOR CBS / CT 95	80
L256	CONNECTOR CDRS / CT 95	50
L227	CONNECTOR CES / CT 95	200
L356	CONNECTOR CDRS / CT 150	30




Network anchoring



U501 + U502



U503



U500\_4x25

D'autres sections disponibles, nous consulter.

U502



Code	Designation	Sales Unit
U500_4x25	ANCHORING CLAMP 4x25mm <sup>2</sup> - PA 4*25	100
U501	ANCHORING CLAMP 54,6 mm <sup>2</sup> - PA 54,6	30
U501-70	ANCHORING CLAMP 70 mm <sup>2</sup> - PA 70	25
U502	ANCHORING BRACKET 54,6 mm <sup>2</sup> - CA 54,6	50
U502-70	ANCHORING BRACKET 70 mm <sup>2</sup> - CA 70	60
U503	SUSPENSION ASSEMBLY 54,6 mm <sup>2</sup> - ES 54,6	30
U503-70	SUSPENSION ASSEMBLY 70 mm <sup>2</sup> - ES 70	25


Stainless steel strap

Width : 10 mm

**K940**  
**CARDBOARD WINDER 50m STAINLESS**  
**STEEL STRAP EC 10x0.4mm -3/8"**  
 UV : 5

**K941**  
**CARDBOARD WINDER 50m STAINLESS**  
**STEEL STRAP 10x0.7mm -3/8"**  
 UV : 5


Cardboard winder



Width : 20 mm

**K942**  
**CARDBOARD WINDER 50m STAINLESS**  
**STEEL STRAP EC 20x0.4mm -3/4"**  
 UV : 5

**K943**  
**CARDBOARD WINDER 50m STAINLESS**  
**STEEL STRAP EC 20x0.7mm -3/4"**  
 UV : 5



**K960**  
**BINDING TOOL RATCHET-TYPE**  
 UV : 1

To watch our installation videos,  
 go on our Youtube channel !  
 /michaud export



Matching accessory

**L950**  
**YOKE**  
 Set of 100  
 Strap EC 10mm  
 UV : 1



Matching accessory

**L951**  
**YOKE**  
 Set of 100  
 Strap EC 20mm  
 UV : 1



Nuts and bolts


Consult us



U435



U434



U438




U437


Code	Designation	Sales Unit
U434	GALVANISED LAG SCREW DIN 571 DIAMETER x LENGTH (SET OF 100)	1
U435	BOLTS BH (SET OF 100)	1
U437	WASHERS (SET OF 100)	1
U438	NUTS HM XX (SET OF 100)	1
U439	THREADED SHAFTS TF (SET OF 100)	1

\* Variable batch according to the dimensions, contact us.

Pigtail bolt



Pigtail bolt (BQC)



F345

Matching accessory

**L951**  
**YOKE**  
 Set of 100  
 Strap EC 20mm  
 UV : 1



Code	Designation	Sales Unit
F314	PIGTAIL BOLT BQC 12x110 CH WITH 1 NUT*	10
F315	PIGTAIL BOLT BQC 12x250 WITH 2 NUTS	25
F316	PIGTAIL BOLT BQC 12x300 WITH 2 NUTS	10
F317	PIGTAIL BOLT BQC 12x350 WITH 2 NUTS	25
F323	PIGTAIL BOLT BQC 16x300 WITH 2 NUTS	20
F345	ANCHORING HOOK PIGTAIL TQC 12x200	50

\* Delivered with peg

Wall pole



U495

Code	Designation	Length (mm)	Sales Unit
U495-4000	WALL POLE 45x45x4000	4000	1
U495-1500	WALL POLE 50x50x1500	1500	1
U495-2000	WALL POLE 50x50x2000	2000	1
U495-2500	WALL POLE 50x50x2500	2500	1
U495-3000	WALL POLE 50x50x3000	3000	1
U496-350	BINDING ARM 350	350	1
U496-1100	BINDING ARM 1100	1100	1
U497-50	ROUND FLANGE 50		1

Others dimensions are available, consult us.

# PRÉCONISATIONS



## INSTALLATION

These products must be implemented and used in compliance with the applicable regulations with a skilled, qualified professional undertaking to do so following the generally accepted rules of the trade.

For live-line implementation or handling, the electrician must comply with the requirements for live-line work conditions and must be equipped with the necessary personal protection equipment. The implementation temperature limits are: -10°C to +40°C.

Live-line work is carried out under the responsibility of the ordering customer in compliance with the applicable rules.

Before powering up the equipment, all the required verifications must be carried out.



## TOOLS

The product should be installed and used with suitable tools.

The screw heads should be tightened with the appropriate tool: Spanner for hexagonal cap screws, flat screwdriver for slotted screw heads of the right size, Phillips screwdriver for cruciform screw heads, HSHC screw head (awls) for hollow hexagonal screw heads, etc. The screw heads with no torque-limiting device must be tightened to the recommended torque and must not be tightened again.



## RECOMMENDATIONS

The installation instructions must be read carefully before using the product.

The product must be used and implemented in compliance with these recommendations for use and installation instructions. It must be used for the applications for which it was defined by the operator/manager of the network and on an electrical installation that is compliant and compatible with the product.

Never exceed the capacities indicated on the device and in the instructions sheet.

Unless explicitly indicated, products are designed for no-load connection.



## ENVIRONMENT

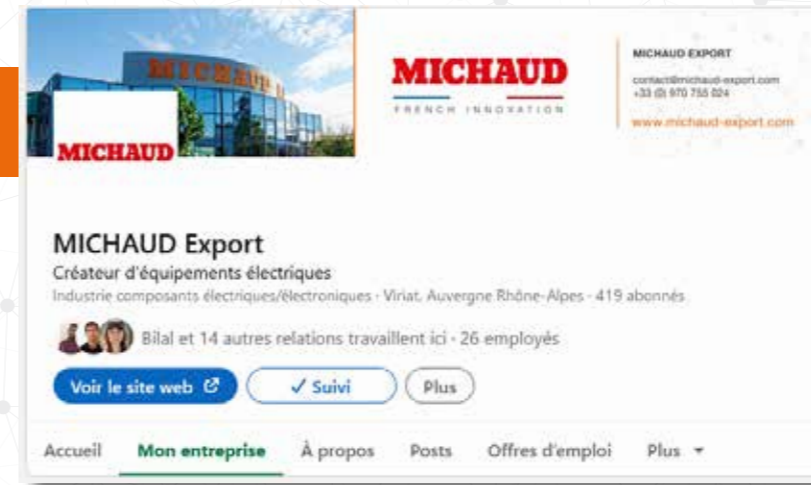
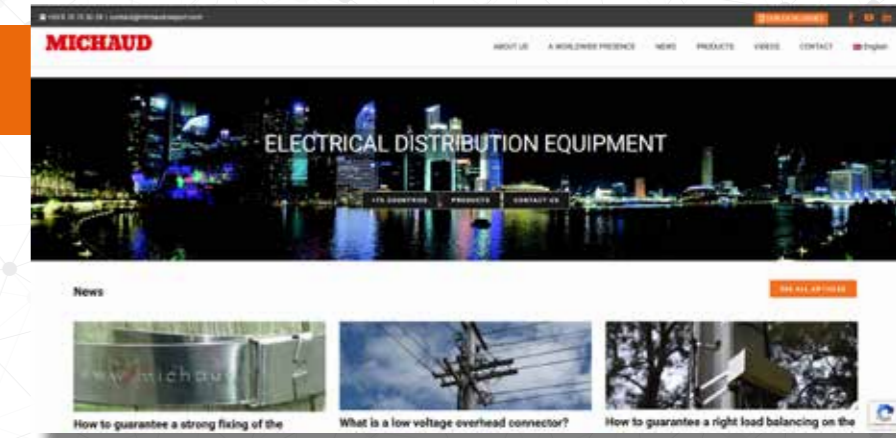
Please group your waste together and follow the recycling and destruction instructions before leaving the worksite.

# SUIVEZ-NOUS !

## WEBSITE



[www.michaud-export.com](http://www.michaud-export.com)



## LINKEDIN

Suivez notre actualité :



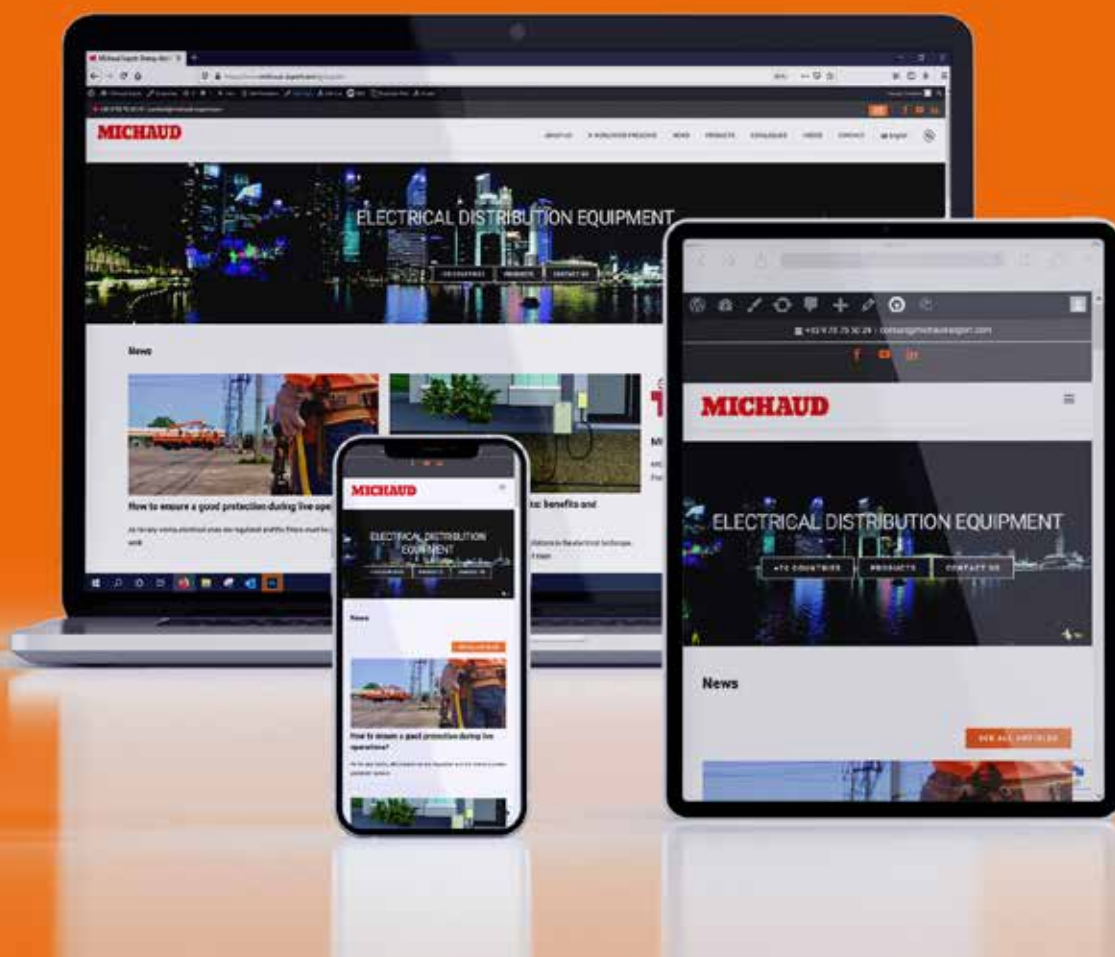
## YOUTUBE

Découvrez nos vidéos :





Discover our new website  
[www.michaud-export.com](http://www.michaud-export.com)



International expert in electrical distribution, **Michaud Export** designs, develops and implements reliable systems reducing maintenance operations on distribution networks.

As the architect of your solution, the company focuses on on-going innovation and leverages on the worldwide renowned expertise of the 250 employees at **Michaud Group**, leader in the industry for systems and connection fittings for electrical installations.

### **Michaud Export**

499, Rue du Revermont  
ZAC La Cambuse  
01440 Viriat  
France

Tel +33 (0)9 70 75 50 24  
[contact@michaud-export.com](mailto:contact@michaud-export.com)  
[www.michaud-export.com](http://www.michaud-export.com)

# MICHAUD